

MATH SNACKS

Ratey the Math Cat Learner Guide




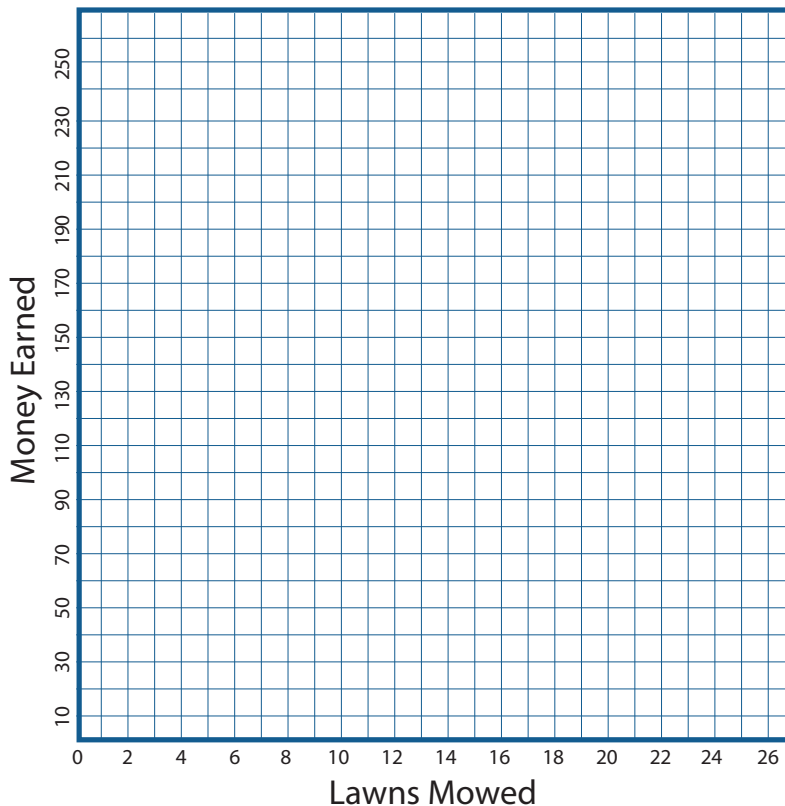
The *Ratey the Math Cat* animation is available on iTunes U (search "Math Snacks") and at mathsnacks.org



1. In *Ratey the Math Cat*, the character mowing lawns earns \$10 **PER** lawn. Complete the table below, which represents money earned **PER** lawn.

Lawns Mowed	Money Earned
1	
2	
3	
5	
10	
	250

A. Plot the data from question 1 on the grid below.




2. List 5 different rates, from your life, using the word *PER*, such as “2 hours of video games *PER* day.”

1. _____
2. _____
3. _____
4. _____
5. _____

A. Using one of the rates you listed in question 2, fill out a table and complete a graph that represent your rate. Label the table and the graph appropriately, and be sure the scale on your x and y axis allows you to plot all of your points.





Nutrition Facts Serving Size 4 oz. (113g). Servings Per Container 4

Amount Per Serving

Calories 280	Calories from Fat 130
	% Daily Value*
Total Fat 14g	22%
Saturated Fat 3.5g	18%
Trans Fat 2.5g	
Cholesterol 120 mg	40%
Sodium 640mg	27%
Total Carbohydrate 13g	4%
Dietary Fiber 1g	4%
Sugars 0g	
Protein 24g	
Calories per gram	
Fat 9 • Carbohydrate 4 • Protein 4	

3. Questions about nutritional information

- | | |
|--|--|
| A. How many servings are there <i>PER</i> container? | |
| B. The label says there are 280 calories <i>PER</i> serving. How many calories are there <i>PER</i> container? | |
| C. If this container of food was divided equally among 8 people: | |
| a. How many grams of fat would there be <i>PER</i> person? | |
| b. How many grams of protein would there be <i>PER</i> person? | |

Bonus: How many protein calories are there *PER* serving?

--